



18 April 2007

Refer To: EGS/218193

File Ref.: T-9

Plimsoll Corporation Pte Ltd  
48 tuas Road  
Singapore 638500  
Singapore

**Subject:** Vessel Type: Barge (St. Vincent & the Grenadines Flag)  
M/V "OLYMPIA" ABSID 06171487  
100.58 x 30.48 x 6.1 m  
P.T. Nan Indah Mutiara S.Y. (Batam, Indonesia), Hull No. H575  
Hydraulic Offshore Service Crane Model PC-HOSC1150-2025-2520

**Attention:** Mr. Leong Weng Keong  
Design Engineer

Gentlemen,

We have your letter of 19 December 2006 submitting four (4) sets of the following document:

No. CS/F0084/ISSUE-A, "Plimsoll Deck Machinery: Hydraulic Offshore Service Crane", Dated 19 December 2006

and other reference information for the subject crane.

Since the structural component drawings contained into above booklet are based on requirements of API Specification 2C (Sixth Edition) for Offshore Pedestal Mounted Cranes dated September 2004, we find there may be certain departures from our "Guide for the Certification of Lifting Appliances, October 2006. However, as permitted by Chapter I, Section 3, Subsection 5 of our guide, we have reviewed the structural components drawings for compliance with API Spec. 2C (Sixth Edition). Provided the details and arrangements as indicated are adhered to, the structural component drawings are approved for the issuance of an American Bureau of Shipping Register of Lifting Appliances.

Our structural analysis has confirmed that the factors of safety in the principal structural components of the crane are in accordance with the applicable requirements of the said specification and with those of our said Guide. Such approval of ours is based on the following design criteria:

SWL = 25,000. kgs;

Dynamic Factor = 1.4

Jib Elevation Angle = 37.5 deg. to 74.6 deg.

Heel = 5 deg. & Trim = 2 deg.

Minimum Design Service Temperature = -9.9 deg. C



M.V. "OLYMPIA" ABSID 06171487

EGS/218193/18 April 2007/2<sup>nd</sup> Page

SWL=20,000. Kgs  
Dynamic Factor = 1.4  
Jib Elevation Angle = 0.0 deg to 74.6 deg.  
Heel = 5 deg. & Trim 2 deg.  
Minimum Design Service Temperature = -9.9 deg. C

One (1) electronic set of the subject structural components drawings appropriately stamped will be returned by e-mail , in order to reflect our review in association with the attached comment list.

Since drawing No.HOSC1150-2520-2025-0, Rev C. "General Arrangement" submitted with your above letter has been superseded by same drawing of Rev. C1 submitted with your e-mail of 23-February 2007, we are taking no action on the earlier drawing.

Electrical, mechanical and hydraulic components of the system will be the subject of separate correspondence.

Please note that calculations for the structural parts of cranes are used only for our reference in connection with our approval of detailed drawings and are not in themselves subject to our approval. We are, therefore, retaining the submitted calculations for our record and files.

For any issues relating to this review please contact our Mr. Evangelos G. Soundias by telephone on +30 210 429 32 15/16/17 (Extension 155) or on +30 210 4599583, by fax on +30 210 429 27 45 or by e-mail at [Esoundias@eagle.org](mailto:Esoundias@eagle.org).

Very truly yours,

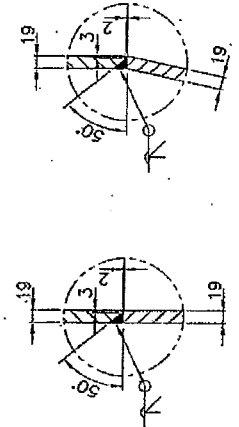
A handwritten signature in black ink, appearing to read "Dimitris Yanelas", is written over a horizontal line. The signature is stylized and somewhat cursive.

Dimitris Yanelas  
Manager of Engineering

cc: ABS Singapore Operations (attn: Mr. Wai Khau (Bobby) Wong-w/print, by e-mail)  
ABS Singapore Engineering (attn: Mr. Chye Lye (David) Neo-w/print & CPALAR, by e-mail)  
ABS Batam-Indonesia Operations (attn: Mr. Babu Angel Savier George-w/print, by e-mail)  
Calculation folder (w/print, calcs and checksheet)

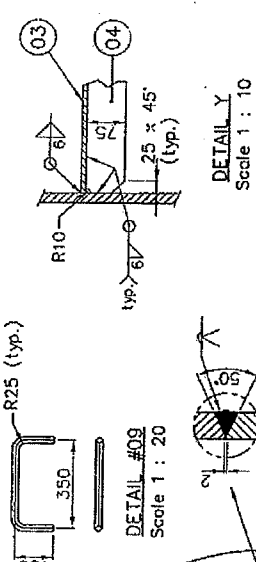
ITEM	DESCRIPTION	QTY	MATERIAL	WT. (kg)
01	19 Thk x 2438 W x 7480 Lg Pl.	2		5440
02	SHELL - O.D. 2800 x O.D. 2400 x 888 Ht x 19 Thk	1	ST 52.3	1093
03	10 Thk x $\phi$ 2362 Pl.	1		343.4
04	10 Thk x 75 W x 2362 Lg Pl.	2	ASTM A36	28
05	20 Thk x 200 W x 4608 Lg Pl.	7		1013
06	20 Thk x 200 W x 882 Lg Pl.	7		194
07	20 Thk x 250 W x 4606 Lg Pl.	7	ST 52.3	1265.5
08	20 Thk x 250 W x 936 Lg Pl.	7		257.2
09	19 x 19 x 617 Lg S.B	1	ASTM A36	1.7

Qty. Shown Above As Per Detail Dwg.



DETAIL B  
Scale 1 : 7.5

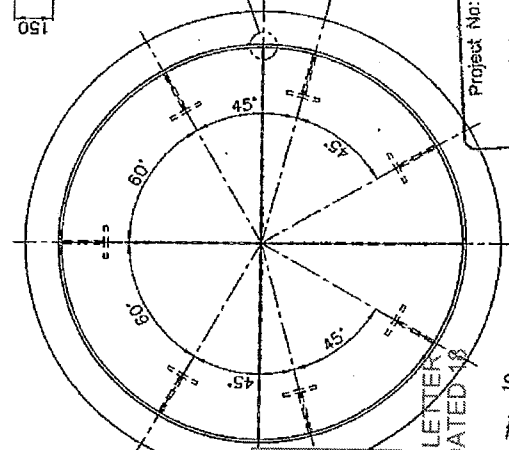
DETAIL A  
Scale 1 : 7.5



DETAIL Y  
Scale 1 : 10



DETAIL #09  
Scale 1 : 20

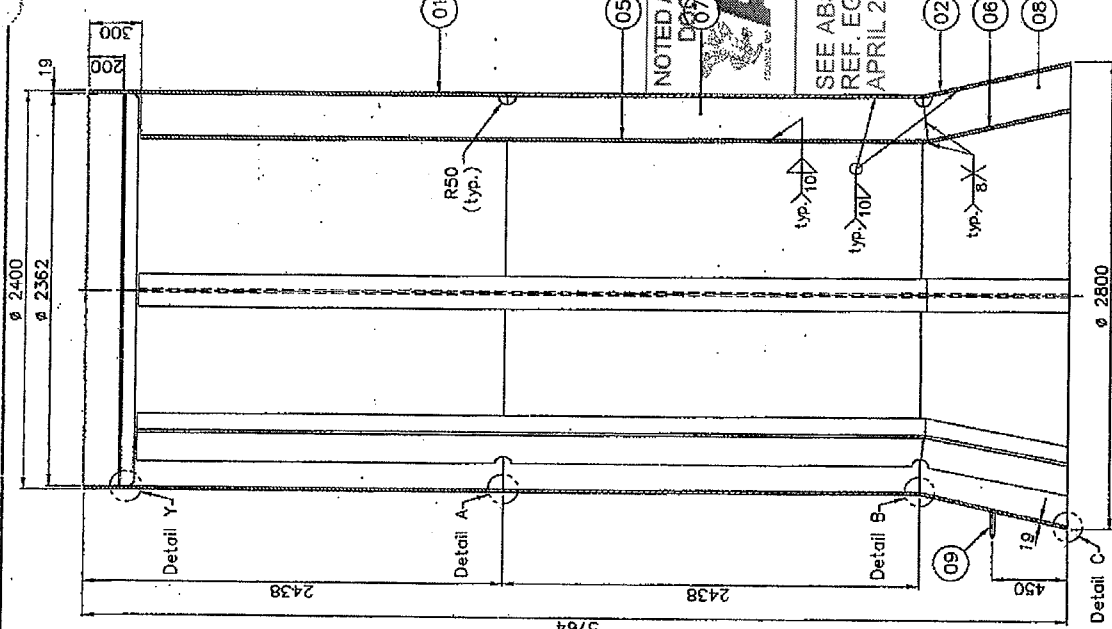


PLAN

Project No:  
**F 0 8 4**  
FOR PRODUCTION

(NOTES)

1. Weld all over plates to 6mm ~ 10mm fillet or butt unless otherwise stated
2. All weld to be performed according to procedure acceptable to the class society.
3. After welding the following inspection to be carried out:  
100% Visual  
100% Ultrasonic of weld between shell.  
100% MPI of weld between shell  
10% X-RAY of longitudinal weldjoints in item 01 & 02
4. Remove all burr & sharp edges.



SECTION X - X

REV.	DATE	DESCRIPTION	DRAWN	CHK'D	APPR'D
C	26.10.06	ISSUED FOR CONSTRUCTION	THAM		
B	-	N.A			
A	-	N.A			

TITLE :  
**LOWER PEDESTAL DETAIL**

STATUS  
Issued On **27 OCT 2006**

© PLIMSOLL CORPORATION PTE. LTD.  
(Singapore Registration No. 1982072556).  
46 TUAS ROAD, SINGAPORE 639500.  
TEL: (65) 68613522 FAX: (65) 68624334  
ALL INFORMATION CONTAINED ON THIS DRAWING IS CONFIDENTIAL AND CANNOT BE USED OR DISCLOSED TO A THIRD PARTY WITHOUT PERMISSION. ©



THIRD ANGLE PROJECTION	ALL DIMENSIONS IN MM UNLESS OTHERWISE STATED	SCALE	1 : 30	EST. WT.: 9636KG
		DRG. NO. :	A1-6974CA	SHT. 1/1